

Partner Benefits

BibleInteract Partners support the ongoing work and research of BibleInteract scholars, authors and teachers.

We cannot operate without financial support. God blesses us with Partners like you and, in return, our Partners enjoy:


- Access to all "Member Only" areas of our website containing video teachings and Podcasts at: <http://bibleinteract.tv>
- Free subscription to ROKU On-Demand
- Partner discounts on many BI books, teaching materials, and events
- Personal interaction with BI teachers
- Occasional samples of our new work.

Having trouble logging in to our website? Simply enter your user name in the login screen and click "Forgot your password?" to reset your password or email us at: info@bibleinteract.com.

BibleInteract
865 Los Pueblos Street
Los Alamos, NM 87544
(505) 602-3842
admin@bibleinteract.tv
<http://bibleinteract.tv>

BibleInteract Partners

Benefits and ROKU Guide



For your Records

BI User Name:

BI Password:

Forgot your Password? Go to
<http://BibleInteract.tv>

Roku PIN: _____
Forgot your Roku PIN? Go to
<http://roku.com>

BibleInteract 
UNCOVERING MYSTERIES OF THE KINGDOM OF GOD

Roku Television

To view our Roku TV channel you need two things: a Roku device that plugs into your TV and a Roku account (there is no charge for this account). The BibleInteract Roku TV channel offers an On-Demand library for viewing specific shows. As a partner you have free access to these On-Demand programs, which requires specific setup instructions.

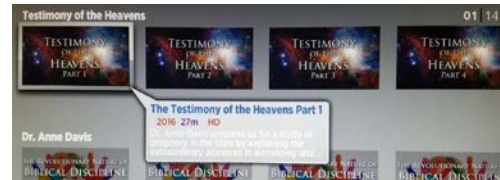
Setting Up Your Roku

If you need to purchase a Roku device, the least expensive model will work (more expensive models are for gaming). First check to see if your TV has a USB port (newer models) or an HDMI port (a wider plugin on many older models). Then search in Amazon for Roku USB stick or, if your TV has an HDMI port, search for Roku 3 (Roku 1 and Roku 2 will also work). Instructions for installing the Roku device will come with your purchase. Once connected, find BibleInteract.tv by typing "Bibleinteract" into the Roku search box. Select "BibleInteract.tv" and "Add Channel", or "Go to Channel" if you've already added it.

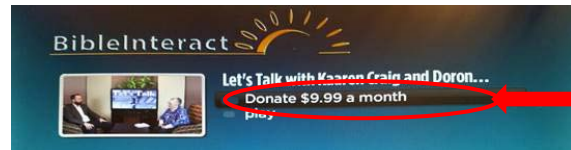
Sign Up for Free On-Demand



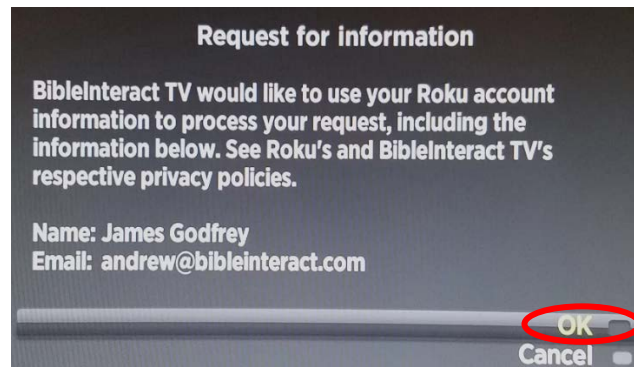
In our channel, select "**On Demand,**" which will open the On Demand Library.



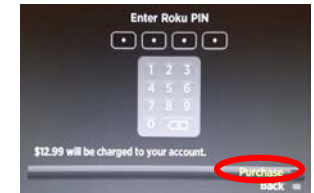
The first time you select a teaching to view, you will be asked if you want to "Donate \$9.99 a month" or to "Play" the teaching. Select "Donate \$9/99 a month" (you will **not** be charged).



A request page with your information will show up next, click "OK".



On the next screen, enter your 4-digit Roku PIN and then select "Purchase." (You can change your PIN at roku.com if you have forgotten it.)



Click "continue" on the "Thank You!" page to go to the video you selected.

Email Confirmation

Within 24 hours, you will receive **two** emails from Roku, one with the subject, "Subscription Confirmation" and another with the subject, "Your Roku Invoice". The invoice will show that you have been charged "\$0.00" for your BibleInteract On Demand subscription. Now, sit back and enjoy!

Contact Us

BibleInteract

865 Los Pueblos Street
Los Alamos, NM 87544
(505) 602-3842

admin@bibleinteract.tv
<http://bibleinteract.tv>