

Consider Becoming a Member or Partner!

BibleInteract Members and Partners support the ongoing work and research of BibleInteract scholars, authors and teachers.

We cannot operate without financial support. God blesses us with Partners like you and, in return, our Partners enjoy:

FREE BibleInteract's Roku Channel

- Members may access all "Member Only" areas of our website. Partners may access all areas. Both containing video teachings and Podcasts and more at:
<http://bibleinteract.tv>
- Members enjoy 20 percent discounts on many BI books, teaching materials.
- Partners enjoy 50 percent discounts on all BI books, teaching materials, special events.
- Partners enjoy Personal interaction with BI teachers
- Partners enjoy occasional samples of our new work during our Advances Screening programs.

BibleInteract
5600 McLeod Street NE, Suite N
Albuquerque, NM 87109
(505) 259-8509
admin@bibleinteract.tv
<http://bibleinteract.tv>

BibleInteract

ROKU Guide



For your Records

BI User Name:

BI Password:

Forgot your Password? Go to
<http://BibleInteract.tv>

Roku PIN: _____

Forgot your Roku PIN? Go to
<http://roku.com>



Roku Television


To view our Roku TV channel you need two things: a Roku device that plugs into your TV and a Roku account (there is no charge for this account). The BibleInteract Roku TV channel now includes a "Members Only" section that is free for BibleInteract Members and Partners. As a member or partner you have free access to the On-Demand programs, which requires specific setup instructions.

Setting Up Your Roku

If you need to purchase a Roku device, the least expensive model will work (more expensive models are for gaming). First check to see if your TV has a USB port (newer models) or an HDMI port (a wider plugin on many older models). Then search in Amazon for Roku USB stick or, if your TV has an HDMI port, search for Roku 3 (Roku 1 and Roku 2 will also work). Instructions for installing the Roku device will come with your purchase. Once connected, find BibleInteract.tv by typing "Bibleinteract" into the Roku search box. Select "BibleInteract.tv" and "Add Channel", or "Go to Channel" if you've already added it.

Sign Up for Free On-Demand

In our channel, select "**Members Only**" which will open the On Demand Library.

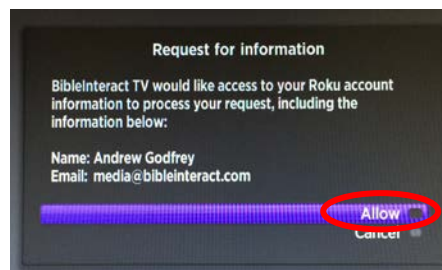


The first time you view a "Members Only" video, you will need to select the "Monthly

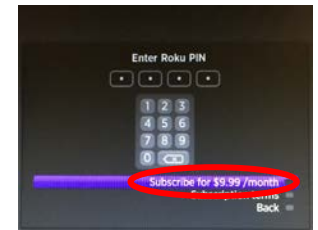
Subscription for \$9.99" option. **You will not be charged.**



A request page with your information will show up next, click "Allow".



On the next screen, enter your 4-digit Roku PIN and then select "Subscribe for \$9.99/month" (You can change your PIN at roku.com if you have forgotten it.)



Click "continue" on the "Thank You!" page to go to the video you selected.

Email Confirmation

Within 24 hours, you will receive **two** emails from Roku, one with the subject, "Subscription Confirmation" and another with the subject, "Your Roku Invoice". The invoice will show that you have been charged "\$0.00" for your BibleInteract On Demand subscription. Now, sit back and enjoy!

Contact Us

BibleInteract

5600 McLeod Street NE, Suite N
Albuquerque, NM 87109
(505) 259-8509
admin@bibleinteract.tv